



THE RIGHT TOOLS:

3 SOLUTION SETS
FOR INNOVATIVE
LEARNING MODELS



logitech®

Learning models, including project-based learning, active learning, and formative assessments, are flexible education strategies that help students learn in a way authentic to them. When edtech is added, it can help educators realize the full potential of a learning model.

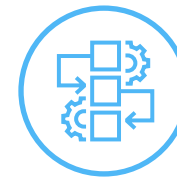
Finding the right solutions means choosing strategies and tech that easily integrate and complement innovative classroom approaches. Rather than one tool, educators need the right edtech suite, choosing solutions to accomplish different jobs. Each piece unlocks new dimensions of creativity, engagement, and focus.




85%
of educators say
technology boosts
student engagement¹

Let's explore three of the top learning models and the ways technology can make them more effective. Each is backed by research, championed by educators, and loved by students.

Top 3 Learning Models




PROJECT-BASED LEARNING



ACTIVE LEARNING



FORMATIVE ASSESSMENTS



PROJECT-BASED LEARNING

Project-based learning (PBL) puts students at the center of their own educational journey, balancing choice, self-direction, and experiential learning. When PBL is augmented with edtech, learning can be multi-dimensional and easier for educators to implement.

↑ 10%

students who engaged in PBL curriculum were taught by the same teachers for two consecutive years saw an increase in points scored on national placement exams compared to students in traditional classrooms.²





SCHOOL SPOTLIGHT: ARK GLOBE ACADEMY

Background

Ark Globe Academy is based in London, and offers primary, secondary and Sixth Form education to around 1,200 students. Each year a select group of computer science students at Ark Globe Academy answer the question, “What would the mouse of the future look like?” by working in small groups to create a new mouse design.

CHALLENGE

Previously the project was paper-based. Students would draw an initial idea, but new ideas for features would come up during brainstorming or design reviews. Each iteration of the design meant students would have to draw a new model, using valuable time and materials.

SOLUTION

The school updated the project to have students work in small groups, using Chromebooks and the Logitech Pen stylus to develop ideas in one document — both on their own screen and across devices. With Logitech Pen, it was possible to share research, draw and write as a team, and collaborate on ideas whilst easily erasing and correcting mistakes. The intuitive design and simple connectivity of Logitech Pen meant the students were able to immediately get creative and bring their ideas to life.

“

As the project unfolded, the students were able to **learn without boundaries and express themselves** with their own unique learning styles. I’m really proud that **Logitech has supported the students to develop and showcase creative ideas** — and show them the role that technology can play in learning.”

MATT WARING

Education Channel Manager UK&I,
Logitech



PROJECT-BASED LEARNING SOLUTIONS

Just like the learners at Ark Globe Academy, any student can use Logitech Crayon with an iPad or Pen with a USI-enabled Chromebook to express themselves authentically and accurately.

With the styluses, project-based learning can include writing a description of a new product, drawing the product, annotating another student's sketch, and so much more. A precision tip and dialed-in palm-rejection maintain accuracy and clarity so no idea is lost to illegibility.



LOGITECH CRAYON

- Designed expressly for iPad
- Smart tip adjusts line thickness for the perfect line, every time
- Palm rejection allows for natural hand placement
- Compatibility with hundreds of apps to extend learning



LOGITECH PEN

- Works With Chromebook™ certified for USI-enable Chromebooks
- Optimum shape and size provide increased comfort for extended use
- 4,096 levels of pressure sensitivity for exceptional clarity
- Seamless, safe design with no pieces to lose or swallow



PROJECT-BASED LEARNING SOLUTIONS

Pairing edtech and PBL creates a learning environment that supports different expressions of learning.

The Blue Yeti USB Microphone lets students incorporate high-quality audio into their projects. Educators and classmates will be able to clearly hear video or audio interviews of others, mock debates, or self-recorded reflections because of the microphone's four pickup patterns and unique adjustable design.



BLUE YETI USB MICROPHONE

- Internal shockmount reduces unwanted noise
- Multiple pickup patterns allow recording in ways that would normally require multiple mics
- Adjustable and pivotable microphone enables optimal position when recording



ACTIVE LEARNING

In active learning environments, students work with each other and with an educator to explore concepts, ask and answer questions, and provide and receive support.

By encouraging students to engage in learning by thinking, discussing, investigating and creating, collaboration and focus increases. The right solutions can engage the whole class and foster active learning in any environment by helping students share their voices, see each other clearly, and reinforce each other's learning.





SCHOOL SPOTLIGHT: SHELTON SCHOOL

Background

Shelton School is an independent Pre-Kindergarten-12 school serving students in the Dallas, Texas area. In its 45-year history, Shelton has led research and development innovations addressing learning differences in dyslexia, attention-deficit hyperactivity disorder (ADHD), speech and language disorders, dyscalculia, and dysgraphia.

CHALLENGE

Shelton School needed a way during the pandemic to give students the same engaging, active learning experience and easy ways to collaborate, whether they were learning at home or in the classroom.

SOLUTION

The school initially adopted the Logitech Mevo Start Wireless HD Live Streaming Camera, a video conferencing solution, as a way to foster active learning in a Zoom room. It allowed teachers to ensure all students would receive the same classroom material and see it clearly, which enabled students to discuss their learnings together for deeper understanding. Teachers quickly found other long-lasting uses for the camera. They used it to project demonstrations onto a smartboard and give students an up-close view of science experiments and art techniques from wherever they sit. Educators also began recording parts of lessons in real time so students could rewatch important parts of class later to continue investigating. With Logitech's video conferencing solutions, wherever students are learning from, they can easily collaborate and learn from each other.


“

Education is changing to be more on-demand.

More often students log into class when they can. We're ready for that reality now because we're recording things with Mevo. Students watch a presentation from another classmate or work together to fill out a worksheet.”

ROSANNE BROOKS

Teacher, Shelton School



ACTIVE LEARNING SOLUTIONS

The ways educators at Shelton School use Logitech webcams are great examples of edtech supporting active learning.

Logitech webcams can also bring virtual guests into the learning environment in order to connect students to peers across borders or subjects to real-world scenarios.



LOGITECH MEVO START WIRELESS HD LIVE STREAMING CAMERA


- Stunning 1080p HD video streams directly to compatible platforms
- Wirelessly controlled from a smartphone with Auto-Director features lets educators present from anywhere in the room
- Onboard processor for smooth streaming that helps students stay engaged
- Battery lasts up to 6 hours for ongoing collaboration



ACTIVE LEARNING SOLUTIONS

Educators can use Logitech Scribe to ensure students have an excellent view of diagrams, equations, and more on a whiteboard during small group discussions.

Logitech Scribe's ultra-sharp video and AI-controlled transparency ensure students can clearly present their work to classmates, regardless of where those peers are learning from. This clarity holds up even when students write their ideas on sticky notes!



LOGITECH SCRIBE WHITEBOARD CAMERA

- Works with all whiteboard surfaces, capturing up to 6' W by 4' H, and can read any color of dry erase marker
- Built-in AI delivers a transparency effect, allowing students to see "through" educators or presenters for an unobstructed view of the whiteboard
- Image segmentation technology recognizes and shows other forms of content like sticky notes



FORMATIVE ASSESSMENTS

Formative assessments are invaluable, low-stakes methods for educators and students to get regular feedback.

Educators can unleash their creativity too, breaking from multiple choice or standard essay prompts to evaluate student knowledge innovatively and positively affect student achievement.⁴





SCHOOL SPOTLIGHT: PANAMA CENTRAL SCHOOL

Background

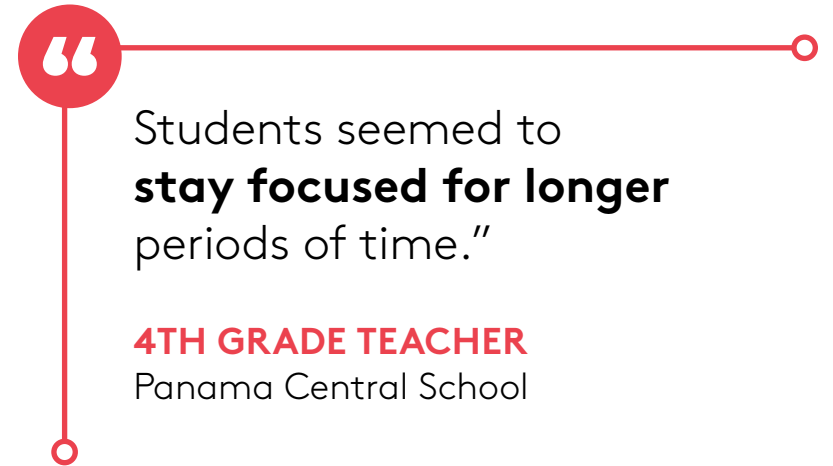
Panama Central School (PCS) is a public school in Panama, New York, with 450 students in grades Pre-Kindergarten-12.

CHALLENGE

At Panama Central School, students often used their own headsets. The headsets ranged from earbuds without microphones to adult-sized headphones to in-ear headphones with unreliable audio. The lack of quality and consistent audio from student to student left some distracted and unfocused, especially while learning with apps as a formative way for educators to assess their progress.

SOLUTION

To build a more equitable environment, Panama Central School turned to Logitech Zone Learn Wired Headsets to provide standardized, age-appropriate tech solutions. Because of the comfort and stamina, Logitech Zone Learn helped boost academic performance. After just one week of using the headsets, over half of students felt more confident and saw improvement in their performance with learning apps.



Students seemed to **stay focused for longer** periods of time.”

4TH GRADE TEACHER
Panama Central School



FORMATIVE ASSESSMENT SOLUTIONS

Effective formative assessments give students the chance to share their knowledge in multiple ways, including listening and speaking instead of reading and writing.

Just like Panama Central School, educators can pair Logitech Zone Learn with educational apps for an improved assessment experience. For example students can listen to assessment questions from an app and then record a verbal summary of the key concepts in one or two sentences to show what they learned. Logitech Zone Learn's fine-tuned audio clarity and micro-adjustable fit support focus and comfort during assessments, while its adjustable mic ensures the answer is audible.



LOGITECH ZONE LEARN WIRED HEADSET

- Stowaway mic with 120° swivel enables optimal placement so students can be heard clearly
- Headband with a soft layer and balanced clamp forces across different head sizes keeps students of all ages comfortable
- Replaceable earpads and cords reduce waste and long-term costs



FORMATIVE ASSESSMENT SOLUTIONS

With Logitech Rugged Combo Keyboard Cases, students can use iPads to type, sketch, read and view to demonstrate their learning while protecting the devices.

Students can move about the classroom and use the camera to record their ideas, notes, and learnings in and out of the classroom while keeping their devices safe with military-drop protection. As they formalize their thoughts in writing, the sealed keyboard protects keys from spills and debris. Logitech Rugged Combo Keyboard Cases also deliver greater control and flexibility with a high-precision trackpad so students can easily navigate within apps and learning platforms.



LOGITECH RUGGED COMBO KEYBOARD CASES

- Multiple use modes including type, sketch, read, and view
- Withstands drops of up to 4 feet to protect district investments
- Pry-resistant, sealed keyboard keys prevent damage from students and environmental mishaps
- Multi-Touch™ trackpad perfect for school, home, or wherever a student's project takes them



Innovative Solutions for Innovative Learning Models

The most effective learning approaches, and the technologies that enhance them, support learning in every shape and size. With the right set of solutions, leaders can propel innovative learning models, remove boundaries for students and educators alike, and create classrooms where everyone thrives.

logitech® | for education

READY TO GET STARTED?

Contact Logitech Education Sales

Education@Logitech.com

<https://www.logitech.com/education>

© 2023 Logitech. Logitech, Logi, and their logos are trademarks or registered trademarks of Logitech Europe S.A. or its affiliates in the U.S. and/or other countries. All other trademarks are the property of their respective owners. Logitech assumes no responsibility for any errors that may appear in this publication. Product, pricing, and feature information contained herein is subject to change without notice.

Sources

¹Logitech and EdWeek Research Center. (2022). The Ergonomics Equation [White paper].
<https://www.logitech.com/en-us/education/education-center/whitepaper/ergonomic-equation.html>

²Saavedra, Anna Rosefsky; Liu, Ying; Haderlein, Shira Korn; et al. (February 2021).
"Knowledge in Action Efficacy Study over Two Years. USC Dornsife Center for Economic and Social Research."
https://cesr.usc.edu/sites/default/files/Knowledge%20in%20Action%20Efficacy%20Study_18feb2021_final.pdf

³Collaborative Learning: Center for Teaching Innovation.
<https://teaching.cornell.edu/teaching-resources/active-collaborative-learning/collaborative-learning>

⁴Klute, Mary; Apthorp, Helen; Harlacher, Jason; et al. (February 2017).
"Formative Assessment and Elementary School Student Academic Achievement: A Review of the Evidence." National Center for Education Statistics.
<https://nces.ed.gov/pubsearch/pubinfo.asp?pubid=REL2017259>

⁵Koeman, Kevin, "Student Ownership, Engagement, and the Love of Learning: Investigating the Correlation of Student Ownership to Student Engagement." (2018).
Master of Education Program Theses. 125.
https://digitalcollections.dordt.edu/med_theses/125